


SPOILER ALERT : ANSWERS ON THIS SHEET

THE HAJJ TREASURE HUNT

Assalamu alaykum

Today's activity is a Hajj treasure hunt. Get your little hunters ready to journey around the house! Perhaps get one parent involved with them too.

- Below is all the information you need to know. Ensure children do not read this document. You will need to occupy your children while you print off and hide the clues.
- There is a welcome card, 10 clues and then an end clue.
- The end clue leads to a place where there is a small treasure / prize hidden for them. Read the end clue for ideas of a prize but keep it simple.
- Firstly print off the treasure hunt clues sheet. Cut up each clue.



- You can put each clue in an envelope but it's not necessary. Try to use small envelopes.



- Label the envelopes with which clue it is or label the folded paper with the clue number.
- Each clue needs to be hidden so it can't be seen immediately but can be found by moving things around a little – like lifting something, opening it or looking behind it.
- Remember when hiding clues – the clue is hidden in the place of the answer of the previous clue and not where the clue itself suggests. So clue 2 is hidden in the place which is mentioned in clue 1 and so on.
- ONLY GIVE HINTS – if children are really stuck.
- Please handle all the clues with respect and do not place them in an area which will be disrespectful to the words and content of the clues. These clues talk about the sacred rites of the Hajj. After the hunt discard the clues respectfully if you will not be keeping them.

**ANSWERS, HINT IDEAS & NOTES FOR
PARENTS / ORGANISING PERSON BELOW**

WELCOME CARD

Give this card to the Hajj hunters to start the treasure hunt.

Hints:

What is the guide for mankind?

What did Allah send to help us live our lives properly that we still have with us?

Where is this book in our house?

The answer is QURAN

Clue 1 is inside/ behind / next to a Quran.

CLUE 1



Hints:

Read Surah Hajj: verse 27

How did people travel in the past? What if they didn't have camels or transport?

What do you wear if you're setting out on a journey?

FOOT is the missing word.

Clue 2 will be in an area near where the shoes are kept. On the shoe cabin, stuck on the side of it or close by.

CLUE 2

Hint: You can't enter a country without this.

PASSPORT is the missing word and the next clue.

Put clue 3 in a passport. Children may need to ask you to access the passport.

CLUE 3

Hint: what can you use as Ihram?

The missing word is WHITE.


Clue 4 should be put either in or next to actual Ihram, something white they can use for Ihram – white bath towels or white sheets.

CLUE 4

Hint: How do we walk near the Ka'bah? In straight lines?
what goes round and round in our house?

The missing words are ROUND and ROUND.

Clue 5 should be hidden by something that goes round and round like a clock, washing machine or tumble dryer.



CLUE 5

Hint: what do they have in Sae to show us that we need to run?
what is of that colour in our house?

The missing word and answer is GREEN.

Clue 6 should be hidden around something green like a plant, a green vase, green shawl, green pen or any green furniture / item you have.

CLUE 6

Hint: where is the water we get?

The missing word is TAP.

Clue 7 should be placed near a tap. Avoid using the bathroom tap although children may look there. Use a kitchen tap/ sink or even an outdoor garden one. You could hide it under the detergent bottle or behind the drying rack.

CLUE 7

Hint: how else can you travel? Walking, bus....


The missing word and answer is CAR.

Clue 8 can be hidden in your actual car outside in a glove compartment or the boot or even inside their favourite toy car.



CLUE 8

Hint: What do we call it when we ask Allah? What do we use sometimes to learn these prayers?



The missing word is DUA.

Clue 9 should be put inside a popular dua kitab they or the family use. Maybe their madrasah dua kitab or similar one that you pray in.

CLUE 9

Hint: what do you need to pelt the shaytaan?

The missing word and answer is STONES

Clue 10 should be put somewhere in your house that has stones. It could be the fireplace if you have pebbles – ensure it's turned off, inside a plant base, in some decorations or you could even put in the garden. If you really don't have anything you can quickly collect a tub of little stones and just place it somewhere discreet but visible in your



house for the children to find with the clue inside. Or you could even write the word STONES on a paper and leave it somewhere they can spot and hide the clue behind it.



CLUE 10

Hint: If you don't shave the hair what do you do? what do you need to trim the hair?

The missing word is TRIMMING / CUTTING and the answer is a pair of scissors.

The END CLUE should be hidden near where you keep a pair of scissors like in a pencil case or stationery drawer or kitchen drawer. Avoid the bathroom.



END CLUE.

Hint: Where can you dream about going for Umrah or Hajj?
The answer is THEIR BED.

You can put a little prize or gift for them as a final reward. Remind them how Allah rewards a person who completes the Hajj rites fully and properly with a pure heart with nothing but the greatest reward – jannah.

You can hide the gift under their pillow, inside the duvet or under or behind their bed.

The gift can be anything like a bar of chocolate, some sweets, a little tasbeeh, pen or a book or another little gift or perhaps even some money. You will know what is best to give as a parent but remind them the real pleasure is in the success and happiness of parents just as the real pleasure in this world is the success of this life and the pleasure of Allah.

You can even put a little sweet each for your hunters in each clue card as smaller rewards.

We really hope your little Hajj hunters will enjoy this and hope you will take time out to prepare this activity.